

**AN OPERATOR'S GUIDE TO  
EXPANDING  
A TABLETOP**

# **UNFAIR**

**Alien  
B-movie  
Dinosaur  
Western**

**A Good Games Publication**



## ABDW EXPANSION RULEBOOK

### CONTENTS

What's In The Box .....	2
Your First Game? .....	3
Theme Randomisers .....	3
Scoring Web App .....	3
Card Database .....	3
Rule Changes .....	4
New Icons .....	4
A Quick Review .....	5
Card Type .....	7
Cards and Tokens .....	8
Game Changers .....	8
Alien .....	10
B-movie .....	13
Dinosaur .....	18
Western .....	22
The Golden Rules .....	23
Rule Interpretation Guide .....	24
FAQs .....	25
Glossary Additions .....	26
Credits .....	28
Panorama Reference .....	30
Panorama scoring .....	31

### WHAT'S IN THE BOX

This expansion includes:

- 4 themed packs of cards:  
Alien, B-movie, Dinosaur, and Western
- 4 Game Changer cards
- 4 Theme Randomiser tokens + spares
- At least 15 x 1 Alien Influence tokens
- At least 10 x 3 Alien Influence tokens
- At least 6 x 9 Alien Influence tokens
- Alien abduction reminder marker
- Dinosaur dice roll reminder marker

Each themed pack of 57 cards contains:

- 1 Theme Overview card
- 1 Round & Scoring summary card
- 1 Main Gate card
- 1 Loan card
- 2 Showcase cards
- 3 "Funfair" City cards
- 3 "Unfair" City cards
- 5 Blueprint cards
- 13 Event cards
- 27 Park cards



*Alien Influence tokens*

*Reminder tokens*



*Theme Randomiser tokens*

## YOUR FIRST GAME?

Unfair has a lot to look at, and that often means it takes longer to play the first time.

Even if you are an experienced gamer and you're confident you will understand the strategies of the game quickly, there are still many new rules to learn and cards to read during your first play.

For this reason, we added the **First Date** Game Changer card in the base game, to be used whenever **any** of the players are new to the game. It shortens the game from 8 rounds to only 6, and removes some of the cards that need a longer game to provide their full benefit.

This helps every player to have a smooth Unfair experience, whether all players are new or only some of them.

***Please trust us on this.***

**If *any* players are new to the game, please use the *First Date* Game Changer and these theme packs (some from the base game):**

**2 players:** Western, Pirate

**3 players:** Western, Pirate, Vampire

**4 players:** Western, Pirate, Vampire, Jungle

## THEME RANDOMISERS

These tokens are included so that you can select themes to play at random, if you want to try different pack combinations.

Put the tokens for all packs you wish to play face down on the table or into a bag, then draw one token per player at random.

If you have a favourite theme that you want to play more often, use the spare tokens to add an extra copy of that theme letter.

If there is a theme you only want to play sometimes, you can include one copy of that letter, and two copies of the other letters.

## SCORING WEB APP



Available online at the Unfair website:

**[www.unfair-game.com/scoring](http://www.unfair-game.com/scoring)**

Bookmark it to your phone's home screen.

## CARD DATABASE



A searchable online card database:

**[www.unfair-game.com/cards](http://www.unfair-game.com/cards)**

A rules lawyer's ultimate resource... or their downfall.

## RULE CHANGES

### Updated mulligan rule

The base game states that if you have no attraction cards in hand at the start of the game, you may reveal and discard your hand to draw again (this is known as a "mulligan"), repeating until you do have an attraction card in your starting hand.

Some attractions in this expansion cost something other than coins to build, so this rule has been extended. You may mulligan if you do not have at least one attraction in your starting hand that costs coins to build and can have upgrades.

You are not required to mulligan, but you might have difficulty getting your park started if you can't quickly build an attraction.

### Updated Cleanup step

Earlier versions of the base game allowed Cleanup step activities to take place in no particular order. The sequence is now set as:

1. Discard any Event cards still in play.
2. Reopen all attractions and make all staff members available by turning them face-up.
3. Enact any Cleanup step abilities.
4. Discard all the cards in the Market and refill it.
5. Discard cards from your hand to meet your hand limit.
6. Move the Starting Player marker to the next player in turn order.

## NEW ICONS



### ***Billboard attraction***

Billboards are a new type of attraction that reserve a space for later use, and promote your park's exciting features while they do it. Billboards are available in the B-movie pack.



### ***Store attraction***

Stores are a new type of attraction, focused on extra income from selling goods. There is a store in the B-movie pack.



### ***Theme wildcard***

A question-mark theme symbol can be treated as any single theme icon you choose, a "wildcard", as long as it is not a theme already present on the attraction. You can choose to change the theme it represents at any time. Theme wildcards are available in the Alien pack.



### ***Development***

Development is a new type of Park card, similar to a resource, and is placed to the left of your main gate when built into your park.

In contrast to a resource, which is something useful to the park but intangible, like plans, permits, or accounts, a development is a more solid item, like a plot of land. Development cards appear in the Western pack.



## A QUICK REVIEW

### The 4 steps to playing Unfair

#### *The Events step*



All three sections together form the Events step. Each section is not a separate Event step by itself. An ability that happens once per Events step can only be used one time in the whole round.

Anything that is played or used in the Events step is considered an event. When the new City card is revealed, its rule is an event. Any Event card you play from your hand is an event. Any abilities on Park cards that are permitted in the Events step are also events.

If a rule or ability happens at the start of the Events step, it takes place before the Draw section, but it is still an event. Normally you can only use your own events when it is your turn in the Play section, but you can block or react to an event no matter which section of the Events step it occurs in.

#### *The Park step*



All of the Park actions together form the Park step. Each action is not a separate Park step by itself. An ability that happens once per Park step can only be used one time in the whole round.

#### *The Guests step*



There is just one section to the Guests step.

#### *The Cleanup step*



There is just one section to the Cleanup step.

### Building from hand or Market

A card you build in your park normally comes from your hand or the Market, or any other source that a rule or card ability allows.

This is restricted only when a card specifically says "from your hand" or "from the Market", or some other limitation.

If a rule offers you a chance to build, and doesn't say where the card must come from, the card can come from any allowed source, including your hand or the Market.

## Attraction spaces

Parks have 5 available attraction spaces. They start empty, but all of the spaces exist whether they are filled or not.



1st

2nd

3rd

4th

5th

New attractions must usually be built in the next available empty attraction space, starting beside the park entrance.

The sequence in which attractions and upgrades are built is important to some Event, City, and Park card effects. Some events and abilities allow rearranging items, but you cannot move cards after they are built just because you want to. This includes rearranging attractions into a different order, and rearranging upgrades on an attraction.

When an attraction is demolished, the attraction space becomes empty again and is available for a new attraction. The existing attractions in your park **do not** move over to close up the space.

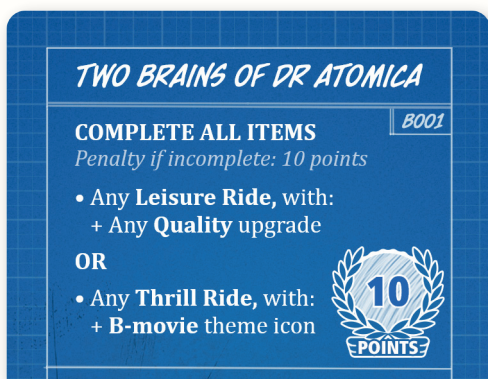
**ADJACENT ATTRACTIONS:** Attractions that are built directly beside each other are considered adjacent. An empty attraction space between two attractions, or between the park entrance and an attraction, means they are not adjacent.

## Blueprints

Blueprint requirements are always about your own park only, unless they specifically mention a competitor's park or all parks.

Each entry on a blueprint that is marked with a round dot point is a new separate requirement. If two dot points ask for the same thing, you need two of those things to complete the blueprint.

A plus-sign indicates an additional requirement that is part of the same dot point that it follows. You must complete the dot point and **all** of its plus-sign items to meet that requirement.



Some blueprints offer options with an "OR" between them. If the "OR" is between dot points then you must complete at least the dot points above the "OR" or the dot points below.

If the "OR" is between plus-signs, then you must always complete the main dot point requirement, but you may choose to complete the plus-signs above the OR or the plus-signs below.

You can complete both above and below the "OR" if you wish, but you score no extra points.



## Capacity

---

The gold stars in your park represent how many people **want to visit** your park, and the black stars show the capacity, telling you how many of those potential guests **will actually fit**.



Always reduce your star total to fit within the limit of your park's guest capacity before taking your income in the Guests step.



## You may use an action...

---

When a card says "You may use an action...", it is offering an extra option for you to choose in the Park step, in addition to the normal options of Draw, Build, Demolish, and Loose Change.

If the card says "Once per Park step" you can only choose that option once each round, but if it doesn't have a limit, you can use it each time it is your turn for an action, as many times as you have actions.

## CARDS AND TOKENS

When cards aren't in play, such as in a deck, a discard pile, the Market, or your hand, they cannot hold tokens, including coins.

Once cards are put into play, they become attractions, upgrades, staff members and other park items, and they can hold tokens.

**CONTROL:** If a card is in play, and it gains a token as the result of some event, ability, or other rule, then you cannot move, use, or spend that token unless a rule says you can. You can only move tokens onto a card when a rule says you can, and you can only move them off again for the same reason.

**GAINING:** When a card gains a token, the token comes from the central pool unless the rule says otherwise.

**MOVING:** If a card moves from one attraction to another, or from one park to another, the card doesn't leave play to do that, and any tokens on the card move with it.

**DISCARDING:** If a card leaves play while it has tokens on it, those tokens are discarded. This includes when the card is discarded or returned to your hand from your Park.

Some cards say that tokens cannot be removed until game end. However, rules on cards only apply when they are in play. As soon as such a card leaves play, its rules no longer apply and any tokens it has are discarded.

**SPENDING:** You can only spend coins or other tokens that are available to you. A token that is on a card is not under your direct control and is not considered available to you.

**GAME END:** At game end, any tokens on cards in your Park return to your control for scoring purposes.


## CARD TYPE

When a rule mentions a "thrill ride" attraction or a "guest services" upgrade, it refers to the card type line that all Park cards have below their title.

A Park card is all of the types shown on the card type line. For example, this card is an "attraction", and a "sideshow". The position of the dash between them makes no difference; it is included for ease of reading only.



When a rule talks about closing all "thrill rides", the card must have both of the words "thrill" and "ride" on it to match that rule. It can have other words too, such as "attraction", or "super attraction", or even new words like "alien", but as long as it has the words "thrill ride", it is a match for that rule.

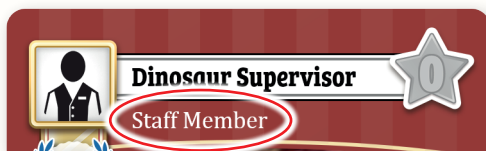


If you were looking for a "dinosaur animal upgrade", it would be any card that has all of "dinosaur", "animal", and "upgrade" in its card type.



The card type for a super attraction includes the word "attraction", so a super attraction is still an attraction. Anything that affects an attraction can also affect a super attraction.

**TITLE IS NOT TYPE:** The card title is ignored when considering card types. For example, even though this card's title is "Dinosaur Supervisor", it's not a "dinosaur" card because it doesn't have the word "dinosaur" in its card type. Its type is "staff member".





## GAME CHANGERS

### *One For The Pot*

Useful if you want to play a 2-player game with an extra theme pack, to give some more variety to the game.

Note that it may make Blueprints a little harder to complete, because the Park cards won't be turned over as much as if a 3rd player were present.

### *Prescience*

A one-round preview of what to expect from the City deck, giving you just enough time to benefit from a bonus or steer away from disaster.

### *Building Insurance*

If you want to prevent any permanent damage to buildings in your park, but still allow some interaction between players, a ***Building Insurance*** policy is for you.

Each Insurance Excess token incurs a 25-point penalty if you still own it at game end.

You can use an action in the Park step to discard an Insurance Excess token.

### *Djinni's Bargain*

If you prefer be immune to the Unfair City events in the second half of the game, accept the ***Djinni's Bargain***.

Of course, you also get no benefit from the Funfair City events either, but that's a small price to pay... right?



## ALIEN



*Aliens have arrived, but they assure us they only want to serve humanity. In exchange for our help with their research projects, they offer Alien Influence, a new type of token that serves as a currency for purchasing alien technology and services, and as a new way to score.*



### Alien Influence income

Cards that have the Alien Influence symbol in place of a star produce that much Alien Influence as income in the Guests step instead of coins.



Total the numbers in the Alien Influence symbols on open attractions in your park, and gain that much Alien Influence at the same time as you gain your coin income from guests.

Alien Influence symbols do not produce income during the Guests step if the attraction they are attached to is closed.

Alien Influence is:

- **not** a star value
- **not** included in the attraction's star total
- **not** limited by the guest capacity of your park

For example, if you have 18 stars and 5 Alien Influence income symbols in your park, you will receive 15 coins (limited by guest capacity) and 5 Alien Influence tokens as income.

### Building with Alien Influence

Cards that have the Alien Influence symbol in the price tag require payment in Alien Influence to build. These attractions and upgrades cannot be built for free, since there is no way for humans to bribe, threaten, or circumvent the aliens and their currency-tracking system.



**MARKED ALIEN INFLUENCE PRICE:** Cards that require Alien Influence to build are considered to have a "marked Alien Influence price". This is a build price (that is, the cost to build), but it is not the same as a "marked coin price". Any events or abilities that mention a marked coin price (such as building for half the marked coin price, or gaining coins equal to the marked coin price) do not apply to a marked Alien Influence price.



## Alien Influence scoring

Score 2 points for each Alien Influence token you own at game end.



## Abduction!

Any staff member who becomes contaminated with Alien Influence always vanishes mysteriously. In the Cleanup step you must dismiss any staff member who has one or more Alien Influence tokens on them, and then shuffle that card into the Park deck.

**SHUFFLED IN:** Abducted staff members do not go to the Park discard pile. Instead they are **shuffled back into the Park deck** in the Cleanup step. This represents their uncertain return, sometimes straight away, sometimes rounds later.



*Contaminated with Alien Influence! Dismiss and shuffle in.*

**CONTROL OF TOKENS:** When tokens are placed on cards, such as Alien Influence on staff members, those tokens are not under your control, and cannot be used to pay costs or otherwise be removed unless an event or ability specifically allows it. The Alien pack includes no method to remove an Alien Influence token.

**ALIENS ABDUCTING ALIENS:** Alien staff members are not exempt from having Alien Influence placed on them. The aliens don't care, they will simply produce another copy of that life-form when needed.



If you have a chance to choose an alien card, look for the word "alien" included in its card type.



## Additional card notes

### Holographic emitter

The question-mark theme symbol on the *Holographic Emitter* can be treated as any single theme icon you choose, a "wildcard", whenever a theme icon is required, including for bonuses during the game and scoring at game end.



You can decide which theme it is at any given moment, and change the theme on the next occasion, however you cannot use it as more than one theme at once. If you have more than one wildcard icon, you may choose the theme for each one separately.

You can choose any theme, including one from a theme pack not in play, however you cannot choose a theme already present on that attraction, just like building a normal theme upgrade.

**THEME ABILITIES:** Theme icons do not have special abilities by themselves, only the separate *Theme* upgrade cards have those. For example, if you make the wildcard a Pirate theme icon, you do not get to gain 5 coins from the *Pirate Theme* card's ability.

**ONE PER ATTRACTION:** It can be treated as different themes, but it is still a *Holographic Emitter*, and you cannot build more than one upgrade of the same name on the same attraction.

**AT GAME END:** Before scoring, you may choose a theme for each wildcard icon you control, and treat it as that theme icon throughout scoring in all parks. For example, if you need a Pirate theme icon and a Ninja theme icon, it can only be one of those, not both. You cannot change your choice after scoring your park.

### Isomorphic Matrix

This upgrade is a giant blob of alien nano-technology that can take any shape at game end to help you complete a blueprint, becoming an exact copy of any non-alien upgrade in play.



The only restriction is that you cannot choose to make it an upgrade that is already present on the same attraction, just like building a normal upgrade.

During the game, the *Isomorphic Matrix* is an "alien" upgrade. However, once it copies another upgrade at game end, it is no longer an "alien" upgrade. It takes on **all** of the properties of the card it copies, and keeps **none** of its own.



## B-MOVIE



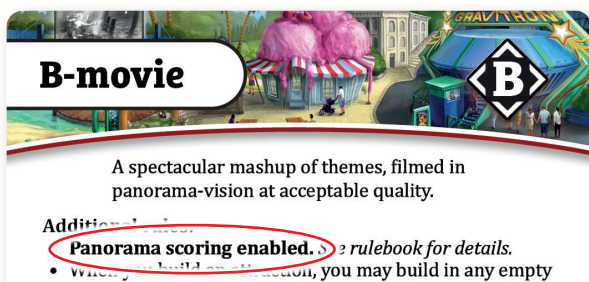
*B-movies combine themes in terrible-yet-terrific ways, all on a shoestring budget. Not everything can be highest quality, but with a little effort, some spectacular scenes are possible.*

### Panoramas

All theme packs in Unfair contain at least one panorama, a series of attraction cards that can be placed side-by-side in the correct order so that their pictures join up to form a single scene.



Scoring for building a panorama is only available when a theme pack that enables it is included in the game. B-movie is one such pack, and different theme packs in future Unfair expansions will also enable panorama scoring. The Theme Overview card for that pack shows when panorama scoring is enabled.



### Panorama attractions

**Panorama attractions** are marked with a box symbol at the bottom of the card. The symbol shows how many attractions are in that panorama, and the position that particular attraction takes.



*2nd panorama attraction in a 3-card panorama*



*4th panorama attraction in a 4-card panorama*



**Visual panorama reference, page 30.**

## Partial panorama

When panorama attractions from the same theme pack are built side-by-side in the correct sequence, they form a **partial panorama**. The smallest partial panorama you can make is 2 cards in length, but they can be longer.



*A partial panorama - correctly assembled*



*Not a partial panorama - incorrectly assembled*

Of course, it's better to try to make one complete panorama than several partial ones.

## Complete panorama

A **complete panorama** has the start attraction, all the middle attractions, and the end attraction, all from the same theme pack in the correct sequence with no gaps.



A panorama can only be completed with cards from within the same theme pack, with the exception of a **panorama wildcard** (see *Shapeshifting Thing* on page 15).

For example, you cannot take the 1st card from the Pirate panorama and match it to the 2nd card in the Alien panorama. The card illustrations should make a clear match, but if there is any doubt, the pack indicator in the lower right corner of the card will confirm whether they are from the same pack or not.

Panoramas that have no start or end attractions, such as the endless panorama in the Western pack, cannot be completed.



## Panorama wildcards

The *Shapeshifting Thing* is an attraction that can take the place of any single attraction in a panorama during end of game scoring, even one from a different theme pack.

A panorama wildcard has no panorama marker symbol, so it is **not** considered a panorama attraction during the game. The *Shapeshifting Thing* becomes part of the panorama only at game end.



*A panorama completed using a panorama wildcard*

A panorama wildcard cannot extend a panorama by adding an extra attraction to one end, and it cannot be used as a start or end panorama attraction if the panorama it mimics has no start or end of its own, such as in the Western theme pack.

You must make sure it is in the correct position to help you complete your panorama by game end. Its ability to mimic a real panorama attraction doesn't give it any special ability to change position by itself, and it doesn't take on any other properties of the attraction it substitutes for.

## Panorama scoring

Score points at game end for each separate panorama in your park, based on how many cards from that panorama you have assembled correctly.

Cards assembled	Partial panorama	Complete panorama
2 cards	5 points	10 points
3 cards	10 points	20 points
4 cards	25 points	40 points
5 cards	35 points	60 points
6 cards	45 points	n/a

**2 CARDS & 6 CARDS:** This expansion has no 2-card panoramas, but they will be included in other expansions. The Western pack allows a 6-card panorama, but it has no start or end attractions, which means it cannot be completed and only scores as a partial panorama.





## Planning and unscrambling

The two main ways to assemble a panorama are to build the cards in the correct sequence from the beginning, or move them using special abilities after they're built.

### Planning

Normally, attractions must be built in the first empty attraction space, nearest to the park entrance. You cannot move attractions after they are built just because you want to.

**PAY TO SKIP:** The B-movie theme pack (and any other pack that enables panorama scoring) adds a new option to the game. You may pay 3 coins to skip over an empty space when you build, to place the attraction in whichever empty space you wish.

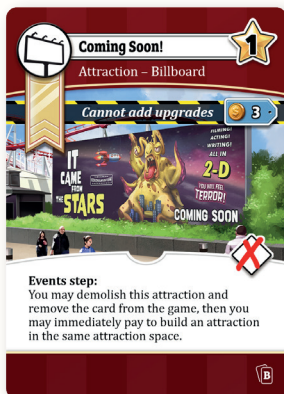
Note: **you must pay to skip the empty space each time you build.** To leave the first attraction space in your park empty, you will need to pay extra for each other attraction you build.



**SAVE A SPACE:** Billboard attractions can also be used to reserve an attraction space for later use. The billboard is cheap, includes 1 star for its thrilling poster display, and can be removed during the Events step without using an extra Park action to demolish it.

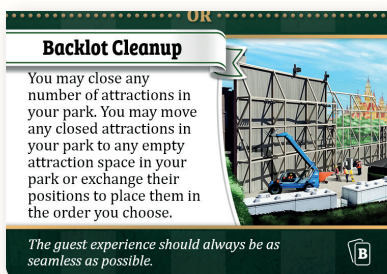
Attractions don't slide over to fill the gap when an attraction is demolished, so that leaves an empty attraction space available for you to build something new, such as the correct piece of a panorama.

You can also build normal attractions and demolish them later, but that's generally less efficient and more costly.



### Unscrambling

The B-movie event **Backlot Cleanup** allows closing one or more attractions and moving them to a different attraction space, allowing you to build the attractions of a panorama in any order, and later re-arrange them into the correct sequence for scoring.



## Additional card notes

### Binoculars

Building this upgrade allows you to search for any other pieces that you require to complete your panorama.

An attraction is part of the same panorama if:

- It comes from the same theme pack, as shown by the pack indicator in the lower right corner of the card.
- It has the same number of boxes in its panorama marker symbol.
- It is not a panorama wildcard.

A panorama wildcard is not part of any panorama during the game because its ability only applies at game end. Building **Binoculars** on a panorama wildcard has no effect.



### Pod Person

When a staff member you employ is attacked, you may substitute the **Pod Person** as a way of defending them.

As an added bonus, because the **Pod Person** cannot gain tokens, any attacks that rely on placing a token will fail.

For example, if the **Mesmerist** tries to mesmerise someone in your park, you can substitute the **Pod Person**. Since the **Mesmerist's** ability requires that his subject gain a mesmerism token, the **Pod Person** causes that rule to fail. Not only does the **Mesmerist** not get his intended target, he doesn't successfully mesmerise the **Pod Person** either.



**ALL OR NOTHING:** Whenever one part of a rule sentence fails, all of the sentence is ignored (not the whole card, just that sentence) and play moves on to the next sentence. If a rule sentence has two parts, such as "they gain a token and you gain 5 coins", and one of those parts cannot be completed, both parts are ignored. If you can't place the token, you don't get the reward.



# DINOSAUR



*The discovery of a hidden valley filled with living dinosaurs, untouched by time, has led to a rush of exciting new attractions in theme parks all over the world, with little regard for the risks.*

## Adding dinosaurs

Dinosaurs can be added to your park by building individual **dinosaur animal upgrades** on attractions, or by building an attraction that comes with a dinosaur animal upgrade built-in.

### Separate dinosaur upgrades

Dinosaur upgrades come with enclosures that are barely good enough, so there is a risk each round that the dinosaur will rampage. A dice roll determines whether they successfully escape to wreak havoc.



*Build dinosaur upgrades fully revealed as a reminder to roll*

Any dice rolls required for dinosaurs must be made at the start of the Events step, before the usual Event draw section. During setup, place the dinosaur token on the board at the start of the Events step to serve as a reminder to roll at that point.



**CLOSED ATTRACTIONS:** Any abilities of upgrades are still active even when their attraction is closed, so you must roll for each dinosaur whether its attraction is open or closed.

**MULTIPLE DINOSAURS:** If multiple effects happen at the same time, such as more than one dinosaur dice roll, it is up to the owner of those cards to decide the order in which they occur.

If you have more than one unfenced dinosaur, you can choose the order to make their dice rolls. However, you must indicate which dinosaur you are rolling for *before* making the roll.



### ***Built-in dinosaur upgrades***

The *Stegosaurus Reserve* includes a sturdier pen, so there is no dice roll for risk each round.

The built-in stegosaurus dinosaur upgrade can't be moved, and it has no stars of its own, so any effects that require a star value don't apply.

As with all built-in upgrades, the stegosaurus dinosaur upgrade can still be demolished, but the effect is that the whole attraction is closed instead. The stegosaurus population will be replenished automatically before the attraction reopens.

### ***One dinosaur per attraction***

Normal upgrade-building rules allow for upgrades with different names to be built on the same attraction.

However, in the case of upgrades with the card type "dinosaur", if there is ever more than one on the same attraction, the one with the largest star value is kept, and all others are demolished. If there are two or more with equal-largest star values, you may choose which one of those to keep.

## Replacement park entrances

The Dinosaur pack includes a new type of Showcase card, a **replacement park entrance**. It includes two of these instead of super attractions, and they are shuffled and dealt along with the other Showcase cards during game setup as normal.



Replacement park entrances are built over the top of the normal **Main Gate** park entrance, replacing it. They cannot be demolished to return to the previous park entrance later, however if you happen to be dealt two replacement park entrances as your Showcase cards, you can build one and then later build the other over the top if you wish.

### Showcase, not super attraction

A replacement park entrance is a Showcase card, but it is **not** a super attraction. Even if you have the ability to build an extra super attraction, thanks to the Western pack's **Vacant Lot**, you cannot ever have two park entrances at once; one always replaces the other.

### No 5-star requirement

Because the replacement entrances are not super attractions, they are not subject to the 5-star requirement stated on the **Main Gate**. They can be built as normal, using a Park action or any other suitable building opportunity.

### New park limits - no super attractions

The new park limits marked on a replacement park entrance come into effect as soon as it is built. In particular, note that there is a **0 super attraction limit**. If you have built a super attraction and then build a replacement park entrance, you must immediately demolish the super attraction to bring your park in line with the new limits (this does not use an action).

Likewise, if you have built 5 attractions and then build the **Prehistoric Island**, you must immediately demolish one attraction to meet the new limit of 4 attractions (this does not use an action). You may choose which attraction is demolished. Creating an artificial island is a large change for your park, and in this case you may close up any gap in your park left by demolishing an attraction in this way.

## Additional card notes

### *Electrified Fence*

Adding an *Electrified Fence* upgrade deactivates the ability of any animal upgrades on the same attraction, including the dice roll requirement of dinosaurs.



### *Risk Management*

Dinosaur dice rolls all take place at the start of the Events step, before the Event Draw, City Event, or Event Play sections. However, the *Risk Management* event can be used after *any* dice roll, to control the outcome of the roll in your favour.

i

If you have a chance to choose a dinosaur animal upgrade, look for the words "dinosaur animal" in its card type.





## WESTERN



*The Old West is a place of wide open spaces, endless plains, big projects, sudden riches . . . and robbery.*

*Quality upgrades represent gold nuggets in this pack, discovered, dug up, and spent to improve the frontier town in your park.*

### Panoramas

The Western pack does not enable panorama scoring by itself, but when it's played in combination with a pack that does, such as B-movie, the Western panorama has some special features.

The panorama symbol indicates that the Western panorama is endless, and the cards have no set position in the panorama sequence.



The Western pack has 6 panorama cards, and they can all be placed together in any order for panorama scoring, but the panorama cannot ever be scored as "completed" because it has no start or end attractions.

### Additional card notes

#### Vacant Lot

A **Vacant Lot** is a development card, a new type similar to a resource.

Development cards are placed to the left of the park entrance when built into your park, along with resources and staff members.

The Vacant Lot allows you to build up to 6 attractions. It also adds an extra super attraction to your park limits, so you can have up to two at once.

Remember that the limit on the number of attractions in your park **includes** super attractions.



#### Western Theme

Building this theme upgrade allows you to also build a quality upgrade immediately for free. Unless the card says otherwise, "build" means from your hand or from the Market, so it is possible to build a Western Theme upgrade and discover a lucky gold nugget in the Market to build as a bonus.





## THE GOLDEN RULES

### **#1: Cards can change the rules.**

---

If a rule on a card contradicts a rule written in any Unfair rulebook, the card wins.

A rule on a card that says you cannot do something takes priority over a rule on a card that says you can do something.

For example, if you have an Event card that says you can demolish something, and a Park card that says you cannot demolish it, the “cannot” rule wins.

### **#2: What’s done is done.**

---

You must carry out all required game actions. For example, collecting your income is not an optional task, so if you forget to take your coins in the Guests step you must fix that oversight.

However, if a card says you *may* do something and you don’t do it, there’s no rewinding to change it.

If you discover an error, such as incorrect placement of an upgrade on an attraction where it cannot be placed, correct the mistake with the fewest changes possible and continue.

### **#3: It's not a memory game.**

---

The existence and number of cards, coins, tokens, and any other items in your park is public knowledge.

You may hold cards in your hand in any manner, and place your Showcase, Blueprint, Loan, Staff, and other such cards, along with coins, tokens, and any buried cards, in whatever manner is most convenient to your play space and preference, but you must not obscure any items completely from view to conceal their existence or number, and you must correctly report the count of those items and their face-up or face-down status whenever asked. In short, place things how you like, as long as people can see them.

You must allow other players to examine any face-up item in your park so that they can review its rules or requirements.

You are not required to show the face of cards whose identity is private, such as Showcase, Blueprint, buried cards, or hand cards.

## RULE INTERPRETATION GUIDE

*"Cards do what they say, and don't do what they don't say."*

Card rules appear as text on the card describing the effect the card has when it is active.

### A CARD RULE IS ACTIVE WHEN:

- the card is in play, and
- the card is face-up, and
- no other rule makes it inactive.

Card rules are active in hand only when the rule specifically permits its use from hand.

### A CARD RULE IS NOT ACTIVE WHEN:

- the card is in a deck, or
- the card is in a discard pile, or
- the card is in the Market, or
- the card is in play face-down, or
- the card is removed from the game, or
- another rule makes it inactive.

### SCOPE OF RULES

Card rules can modify rulebook rules. A card rule that says something cannot happen always takes precedence over any rule that says it can happen.

Rules that appear after a timing indicator (such as Events step, Park step, Guests step, Cleanup step, Game end) apply only during the indicated period and apply for the whole of that period unless a limit is specified, such as "Once per", or "At the start of". Rules that do not have an indicator apply immediately.

Rules that state a condition of indefinite duration, such as "can be" or "cannot be", or use words such as "when", "ever", "never", or "always", are ongoing. They are applied constantly, at the end of each other rule sentence, to ensure the game is not in a state that breaks the ongoing condition.

Rules only affect the items in play at the time they are enacted. Items put into play after the rule is enacted are not affected, unless an ongoing condition is described in the rule.

### READING & ENACTING RULES

Each sentence in a card rule is a separate directive. Sentences must be enacted in the order they appear on the card.

If any part of a sentence cannot be enacted, ignore the entire sentence and proceed to the next sentence. If a later sentence refers to an optional choice from a previous sentence that was not enacted, or relies on the success of an earlier sentence that could not be enacted, the later sentence is ignored also.

### SIMULTANEOUS RULES

If multiple rules apply at the same time, first resolve them by card type, in this order: Game Changer, Theme Overview, Park, Showcase, Event, Blueprint, City, Global.

If multiple cards of the same type apply, resolve them in turn order according to who owns the card, beginning with the starting player.

If multiple cards of the same type apply that are owned by the same player, the owner chooses the order in which they resolve.

If a rule applies to more than one player, resolve it in turn order, beginning with the starting player.



## DEFINITIONS

Rules use the word “you” to refer to the owner of the card. In the case of cards not owned by any player, “you” refers to each player individually when the rule is applied to them.

Rules use the word “may” to indicate an optional part of the rule. The choice to exercise the option must be made before proceeding to the next sentence.

Rules use the glossary definition of key words. If another meaning of the word that is in use outside the game conflicts with the glossary definition, the glossary definition is taken as the intended meaning.

## FAQS

### *I've seen these cards before!*

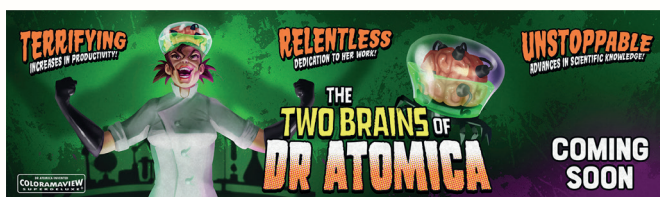
Technically that's not a question, but we know what you mean.

Each theme pack in Unfair includes some cards you've seen before. In particular, there are 9 Event cards that are included in every theme pack. These form the core of event play in Unfair, ensuring that there is always a way to close or reopen an attraction, demolish a feature upgrade, or block an injunction. Other repeated cards include the Main Gate, the Loan card, and the player reference card.

These cards are repeated for convenience, so that you can pull out one pack per player without bothering with an extra set of common cards as well.

### *How can I put a dinosaur on a roller coaster?!*

Each attraction represents a section of your park. The dinosaurs are added in their own enclosure, nearby to that attraction, just like lockers & coat check or restrooms. They might offer extra entertainment for guests while queuing, or in the case of thrill rides perhaps they're visible from the top of the ride, or they add an interesting view out the window of a food outlet. A word of warning though, the basic enclosure supplied with each dinosaur isn't very sturdy and hasn't yet been put to the test . . .



## GLOSSARY ADDITIONS



Unfair has a searchable online glossary:

[www.unfair-game.com/glossary](http://www.unfair-game.com/glossary)

Includes entries from all rulebooks.

**Ability** – An effect created or an option granted by a rule on a card; something that the card rule allows or requires the player to do. This includes events, which are abilities played in the Events step. Sometimes card rules say "events and abilities"; this is a reminder, not an important distinction between the two.

**Card type** – Each Park card has a line of text below its title indicating the type of that card. A card is all of the types indicated by each word in this line. For example, a "Super Attraction - Thrill Ride" is a "Super" card, an "Attraction" card, a "Thrill" card and a "Ride" card. Sometimes these types are used in pairs, such as "close all thrill rides". To be affected, a card must have all of the indicated types, not just one of them.

**Extra cost** – Some events or abilities require an additional price to be paid before they can be used, either in coins, or by discarding cards or some other expenditure of resources. The extra cost is not an effect of that ability, it's a cost to activate it in the first place.

**Highest** – the highest value in a group is one that has no number higher than it. This means that equal-highest is still the highest value. See: Outright highest. See: That's an outrage.

**In play** – Park cards and Showcase cards are in play once they are built until they are demolished. Event cards are in play once they are played until they are completed and discarded. Blueprint cards are in play once they are chosen by a player to keep, until they are discarded. Buried cards are in play until they are exhumed. City cards are in play from the time they are revealed as the current card until the end of that round. A card is still in play even if its abilities are not currently active.

**Largest** - See: Highest.

**Lowest** – the lowest value in a group is one that has no number lower than it. This means that equal-lowest is still the lowest value. See: Outright lowest. See: That's an outrage.

**Marked Alien Influence price** – When the price to build a Park card is shown on its price tag in Alien Influence, the card has a marked Alien Influence price. You can only pay that price using Alien Influence.

**Marked coin price** – When the price to build a Park card is shown on its price tag in coins, the card has a marked coin price. If the price is marked in some other currency, then you must pay in that currency to build the card. If a card does not have any build price marked at all, or if the build price is not marked in coins, the correct marked build price is "not applicable" rather than zero. You cannot choose such a card if an ability requires a card with a marked coin price. Discounts that affect the marked coin price do not affect cards without a marked coin price. See: Build price (base game glossary).

**Outright highest** – the highest number with no other numbers equally high; highest by itself. There is no outright highest if there is more than one item with the highest value.

**Outright lowest** – the lowest number with no other numbers equally low; lowest by itself. There is no outright lowest if there is more than one item with the lowest value.

**Panorama attraction** – Any attraction that has a panorama marker on the bottom line of its card frame. Panorama markers are symbols that look like these examples:



**Pay** – to spend coins, other tokens, or other items from your available supply to receive some benefit. You cannot pay more than you have, and you can only pay with items you have available. Specifically, you cannot pay with items that are attached to cards, since they are not available to you. Items used as payment go back into the central pool unless otherwise specified.

**Pin** – To pin an Event card is to put it into play in your park, where it then stays active until it is discarded in the Cleanup step. Only events that are marked with a pin symbol can be pinned; other Event cards are played and enacted immediately, then discarded once completed.

**Smallest** - See: Lowest.

**Star total** – The star total of any item, whether it is a staff member, an attraction, or the entire park, is the total of the numbers on all the gold stars related to that item. For a park specifically, the star total in the Guests step excludes any closed attractions and their upgrades, and face-down cards such as unavailable staff members.

**Search** – To look through each item in a collection, usually a deck or pile of cards. This is not the same as revealing items one at a time until a certain item is found. When you search, you may look at all of the relevant items at once.

**Stars** – These represent how attractive a Park card is to potential guests. Park cards have their star value marked with a gold star symbol. If a card does not have a Star value marked on it, or in the case of a built-in upgrade on an attraction, the star value is "not applicable" rather than zero. You cannot choose such a card or built-in upgrade if an ability requires a star value.

**That's an outrage** – Unfair's interpretation of the words "highest" and "lowest", which is an offence against natural law and a crime against language.



## CREDITS

### **Game design & development:**

Joel Finch

### **Additional development:**

Kim Brebach, Kate Finch

### **Illustrations:**

Mr Cuddington (David Forest and Lina Cossette)

Yorgo Tsalamanis

Naomi Robinson

### **Card frame design:**

Joel Finch

Mr Cuddington (David Forest and Lina Cossette)

### **Card reverse artwork:**

Nicole Castles

### **Board, Rulebook, and Reference design:**

Kate Finch

Joel Finch

### **Playtesters:**

A.P. Klosky, Aaron Fennell, Adam Hewitt, Adam Schreck, Adam Yurkanin, Airk Doehلمان, Alan Gravlee, Alex Reilly, Alex Wigg, Alper Gundogan, Amy Mann, Ana Bortić, Andrew Breden-Smith, Andrew George, Andrew Gregory, Andrew Klosky, Andy Loth, Angelo Dimanarig, Anthony Alder, Anthony Ng, Anton Elizarov, Aras Chi, Aras Lee Chi Wo, Asaf Sagi, Ash Bolt, Ashley Bolt, Asparuh Vitkinov, Au Yeung Hei Long, Aurelien Billoet, Barak Shaked, Becky Scotney, Ben Anderson, Ben Demery, Ben Greenwood, Ben Martell, Ben Michels, Benjamin Greig, Benny Beutjer, Benny T Beutjer, Bianca Martin, Binu Jayawardena, Björn Molkenthin, Bob Misenheimer, Bobby Clark, Brad Thompson, Bradley Hatch, Brenda Pottinger, Brett O'Neill, Brian Fisch, Brittany Pigott, Brooke Long, Bruce Shackelford, Bruno Tomic, Callum Partridge, Cassandra Lowe, , Catherine Gregory, Catherine Kehr, Charles Mesa, Chelsea Leon, Chris Crisostomo, Chris Hass, Chris Pallant, Christian Dettmer, Christian Torrent, Cindy Barbezat, Clara McGinty, Claude Felizardo, Clément Barou, Cole Feeser, Connor Tripp, Creighton Dryden, Dale Faria, Daniel Alberto Ortiz, Daniel Angevine, Daniel Kriozere, Danny Morris, Dany Stuer, Daphne Freeman, Darcy Laycock, Darren Sanderson, Darryl Aucoin, Dave Mikolaj, David Gomez Andión, David Schuler, Delice Davis, Dennis Unger, Dennis Vermeulen, Désirée Greverud, Dirk Nielsen, Donny Vo, Duarte Pinto, Dustin Wessel, Dutch Rapley, Edward Palmer, Emily Braithwaite, Eric Chiang, Filipe Gomes, Filipp Zheltikov, Gaeten Rondeau, Garrett Lamers, Georg Wolgast, Gina Dunlap, Grant Barton, Gustavo Rocha, Harry Kim, Heather Schreck, Heather Volland, Howard Adams, Ian Schneider, Isaac Wallis, Ivan Kanner, Jack Briscoe, James Miller, Jared Tannahill, Jason Byass, Jason Fish, Jay Vess, Jeff Briggs, Jer Lanska, Jeremy Berven, Jerrad Pierce, Jess Marjot, Joe Senese, John Burt, John Riemenschnitter, Joost Billiet, Joseph Gilmore, Josh Huf, Josh Johnson, Josh Rovinsky, Joshua Berg, Joshua Huf, Justin Moore, Katherine Hass, Katie Neal, Keith Romstad, Kevin Boroduwicz, Kevin Sieg, Kevin Whitaker, Kieran Beecroft, Kim Kieffer, Kirk Warkotsch, Kristina Van Keer, Kyle Folsom, Lachlan Albert, Leighton Sneade, Leslie Cowles, Linda Wingenbach, Lorena Ruiz, Luca Allaria, Luke Boly, Luke Perkin, Maggie Hong, Malcolm Armstrong, Malo Jones,

Manu lequien, Mark Leong, Mark Nagengast, Mark Wyles, Markus Rathgeb, Martin Biesheuvel, Martin Ciminieri, Martin Clausen, Martin Gabriel Ciminieri, Mary Petrie, Matt Aguilar, Matt Chinnici, Matt Freitas, Matt Hazzard, Matt McDonough, Matt Taylor, Matthew D McDonough, Matthew Gort, Matthew Hill, Matthew Jones, Matthew Kirk, Matthew T Hazzard, Meg Hazzard, Melissa Chong, Micaela Cirimeli, Michael Kieffer, Michael Rathgeb, Michelle Byrd, Michelle Nagengast, Mike Mallon, Mike Schneider, Missy Freeman, MJ Petrie, Nathan Nabeta, Nathanael Chaffe, Nevena Georgieva, Oliver Hartschen, Owen West, Patrick Bartholomew, Paul Henderson, Paul Long, Paul Newling, Pedro Tallieu, Penny Martell, Peta Jones, Pete Chaffe, Peter Bos, Peter Copland, Peter Haight, Peter T Bos, Philipp Winter, Pieter Buntinx, Pieter-Bart Van Keer, Piti Auearunyawat, Randolph Streich, Rebecca Scotney, Richard Stecher, Richard van der Craats, Ricky Duong, RJ Smith, Robbie Stevens, Rodney Hrvatin, Rosette An, Ruth Marjot, Sam Baxter, Santino Carlos, Sarah Elias, Sarah Stacy, Scott Ferguson, Scott Tyler, Scott Walton, Shannon Taylor, Simon Small, Simon Wu, Søren Nymann Carlsen, Stef Kaal, Stephen Chong, Stephen Worthington, Steven Thomson, Steven Zhou, Sugar Fuelled Gamers, Svea Kramer, Tarcha Saleeba, Taryn Friend, Thomas Twardowski, Tim Castleberry, Tim Freeman, Timothy Caradonio, Tobias Schlosser, Todd Camp, Tom Twardowski, Tom Wuyts, Tony Lawhorne, Vaughn Mena, Whitney Wachtarz, Xabier Perez, Yunjong Kim, Zac Conduit, Zachery Goldsmith,

... and everyone else who was willing to risk their time playing a bunch of kooky new themes.

## **Artists**

---

See more of the work of Mr Cuddington:  
**[www.mrcuddington.com](http://www.mrcuddington.com)**

See more of the work of Yorgo Tsalamanis:  
**[yoma.artstation.com](http://yoma.artstation.com)**

See more of the work of Naomi Robinson:  
**[naomirobinsonart.com](http://naomirobinsonart.com)**

See more of the work of Nicole Castles:  
**[nicolecastles.hypnopixel.com](http://nicolecastles.hypnopixel.com)**

## **Special Thanks**

---

Thanks to Kate, for saying yes.

Thanks to Paul and Brooke, as always.

Thanks to Phil Tippet for his expert dinosaur supervision.

# PANORAMA REFERENCE



The panorama reference online is online:

[www.unfair-game.com/panoramas](http://www.unfair-game.com/panoramas)

Includes all released theme packs.

## Alien



## B-movie



*Panorama wildcard*

## Dinosaur



## Gangster



## Jungle



*\*Requires super attraction*



## Ninja



*\*Requires super attraction*

## Pirate



*\*Requires super attraction*

## Robot



*\*Requires super attraction*

## Vampire



## Western



*Attractions can be placed in any order for scoring*

## PANORAMA SCORING

Cards assembled	Partial panorama	Complete panorama
2 cards	5 points	10 points
3 cards	10 points	20 points
4 cards	25 points	40 points
5 cards	35 points	60 points
6 cards	45 points	n/a

**Unfair strategy guide**  
[www.unfair-game.com/strategy](http://www.unfair-game.com/strategy)



**GOOD GAMES  
PUBLISHING**

[www.unfair-game.com](http://www.unfair-game.com)  
[www.goodgamespublishing.com](http://www.goodgamespublishing.com)

© Copyright 2018 2am Webworks. All rights reserved.